



Spring 2021 Individual Report FAS-GOV 1003-Data Science for Politics 001 Soichiro Yamauchi

Project Title: **2021 Spring Harvard FAS Course Evaluation**

Course Audience: **23**
Responses Received: **18**
Response Ratio: **78%**

Report Comments

Note:

The order that the questions appear on this report is not the same as the way the questions were displayed to students. The order has been changed to make the report more readable.

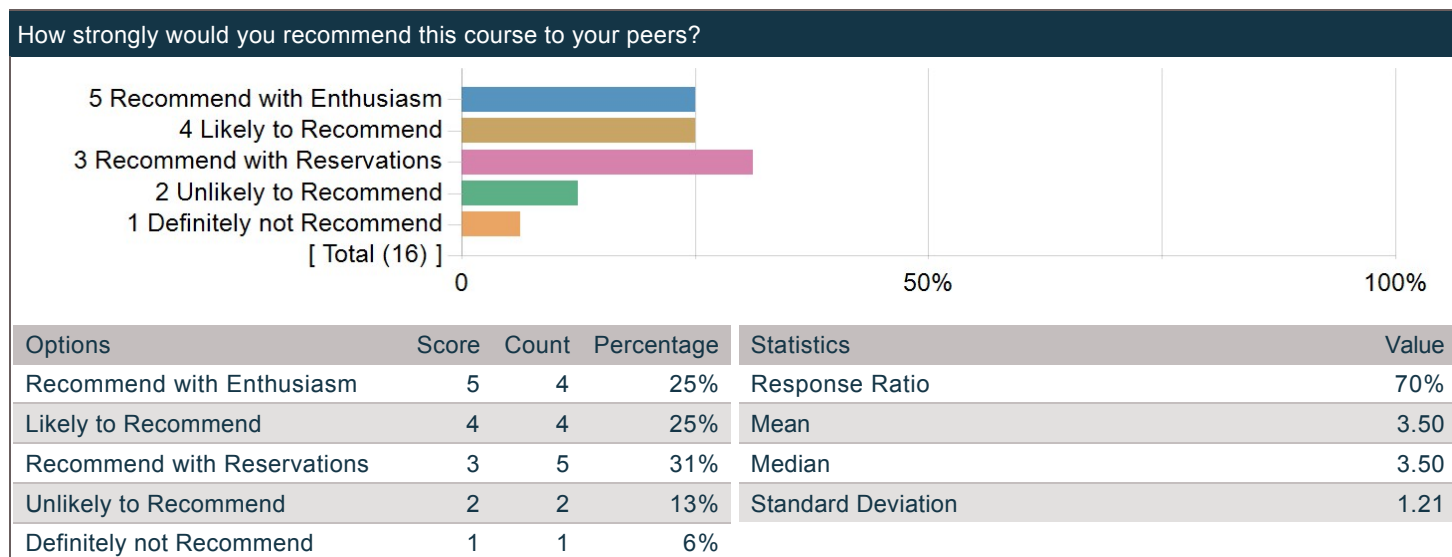
Creation Date: **Wednesday, May 19, 2021**

What was/were your reason(s) for enrolling in this course? (Please check all that apply)

Options	Count
Elective	9
Concentration or Department Requirement	9
Secondary Field or Language Citation Requirement	2
Undergraduate General Education Requirement	0
Expository Writing Requirement	0
Foreign Language Requirement	0
Pre-Med Requirement	0
Divisional Distribution Requirement	0
Quantitative Reasoning with Data Requirement	0

Recommendations - Would you recommend this course?

How strongly would you recommend this course to your peers?



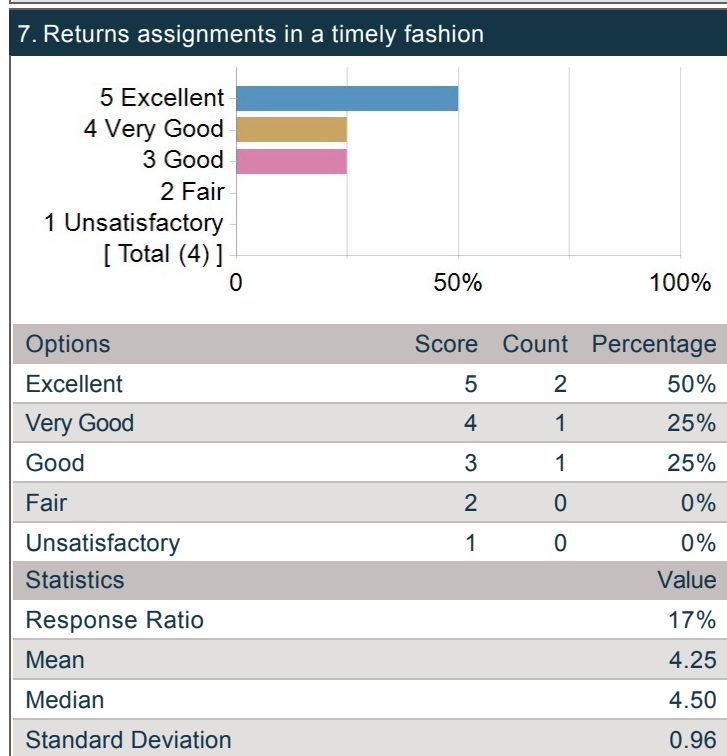
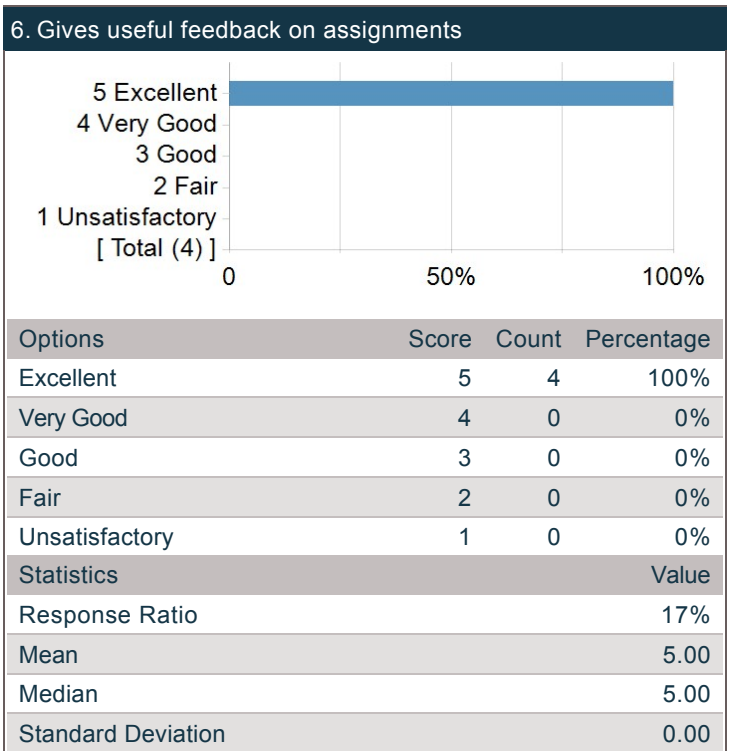
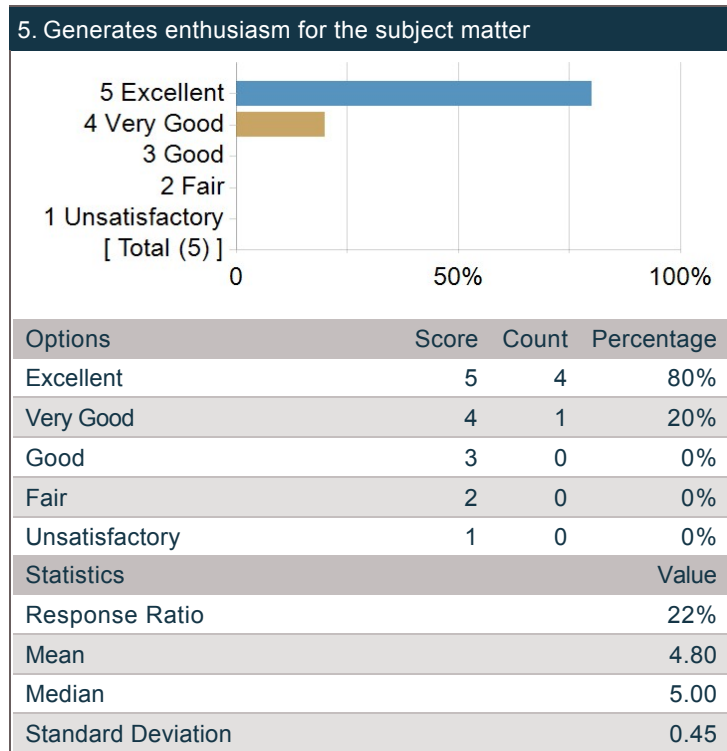
Evaluation of Section Leaders

Section Leader Questions

	Count	Excellent	Very Good	Good	Fair	Unsatisfactory	Instructor Mean	Dept Mean	Division Mean
Evaluate your Section Leader overall.	5	100%	0%	0%	0%	0%	5.00	4.56	4.58
Gives effective lectures or presentations, if applicable	2	100%	0%	0%	0%	0%	5.00	4.46	4.48
Facilitates discussion and encourages participation	2	100%	0%	0%	0%	0%	5.00	4.51	4.51
Is accessible outside of class (including after class, office hours, e-mail, etc.)	5	100%	0%	0%	0%	0%	5.00	4.57	4.61
Generates enthusiasm for the subject matter	5	80%	20%	0%	0%	0%	4.80	4.52	4.49
Gives useful feedback on assignments	4	100%	0%	0%	0%	0%	5.00	4.41	4.46
Returns assignments in a timely fashion	4	50%	25%	25%	0%	0%	4.25	4.30	4.43

Section Leader

1. Evaluate your Section Leader overall.				2. Gives effective lectures or presentations, if applicable			
Options	Score	Count	Percentage	Options	Score	Count	Percentage
Excellent	5	5	100%	Excellent	5	2	100%
Very Good	4	0	0%	Very Good	4	0	0%
Good	3	0	0%	Good	3	0	0%
Fair	2	0	0%	Fair	2	0	0%
Unsatisfactory	1	0	0%	Unsatisfactory	1	0	0%
Statistics			Value	Statistics			Value
Response Ratio			22%	Response Ratio			9%
Mean			5.00	Mean			5.00
Median			5.00	Median			5.00
Standard Deviation			0.00	Standard Deviation			0.00
3. Facilitates discussion and encourages participation				4. Is accessible outside of class (including after class, office hours, e-mail, etc.)			
Options	Score	Count	Percentage	Options	Score	Count	Percentage
Excellent	5	2	100%	Excellent	5	5	100%
Very Good	4	0	0%	Very Good	4	0	0%
Good	3	0	0%	Good	3	0	0%
Fair	2	0	0%	Fair	2	0	0%
Unsatisfactory	1	0	0%	Unsatisfactory	1	0	0%
Statistics			Value	Statistics			Value
Response Ratio			9%	Response Ratio			22%
Mean			5.00	Mean			5.00
Median			5.00	Median			5.00
Standard Deviation			0.00	Standard Deviation			0.00



Section Leader Comments

Please comment on your Section Leader's teaching.

Comments
Soichiro was very helpful with the problem sets and was always accessible
Very helpful in problem set office hours and providing feedback in R
Favorite TF!
Soichiro is the LITERAL BEST

